

OLYMPUS[®]

Your Vision, Our Future

Endo**Therapy**

EndoJaw[™]

Disposable Biopsy Forceps

Expanded Lineup Offers Clean-Cut Tissue Collection Performance



When It Comes to Endoscopic Biopsy, Nothing Compares to Olympus

Olympus, the undisputed leader in GI endoscopes, offers an extensive range of EndoJaw biopsy forceps featuring optimum cutting capability and Olympus endoscope compatibility.




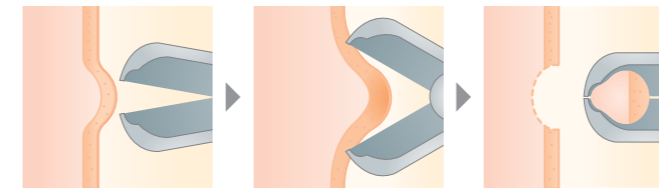
Comprehensive lineup with choice of diameters

The EndoJaw is available in a wide variety of configurations including alligator jaw and needle designs, as well as a choice of diameters: 2.0 mm, 2.8 mm, 3.2 mm, and 3.7 mm.



Double-step blade to retrieve clean specimens

The unique dual-thickness design of the EndoJaw's cups provides sharp cutting performance with thinner edges, while the thicker body ensures durability and reliability.



Smooth insertion into the endoscope channel

All EndoJaw models are equipped with a sheath design that provides optimum flexibility to maximize insertion capability into the endoscope channel — exactly what you would expect from the world's most trusted developer and manufacturer of endoscopes.



Minimized damage to the channel interior

Olympus' industry-leading expertise in endoscope design helps minimize potential damage that can be caused by the insertion of forceps into an endoscope channel.

Stainless steel construction

The EndoJaw's cups are made of stainless steel, for optimum precision.

Swing jaws make targeting easier

The EndoJaw's swing jaw mechanism facilitates the positioning of the forceps cups at biopsy sites and allows for tangential approaches.



Disposable Biopsy Forceps

Specifications

For Upper GI

Model	Minimum Channel Size		Feature	Quantity	Working Length	Sheath Color
FB-210K.A	2.8 mm	Alligator jaw-step	—	20/box	1550 mm	Gray
FB-220K.A			with needle			
FB-230K.A		Standard-oval	—			
FB-240K.A			with needle			
FB-211K.A	2.0 mm	Alligator jaw-step	—			
FB-221K.A			with needle			
FB-231K.A		Standard-oval	—			
FB-241K.A			with needle			

For Lower GI

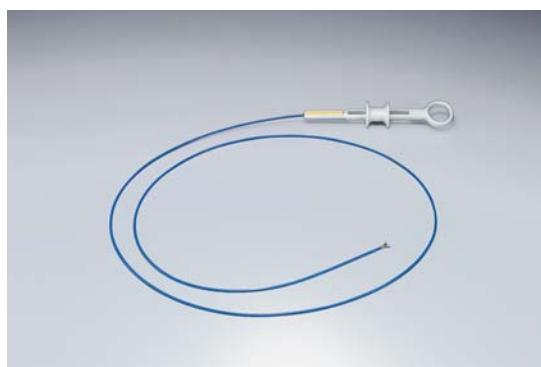
Model	Minimum Channel Size		Feature	Quantity	Working Length	Sheath Color			
FB-210U.A	2.8 mm	Alligator jaw-step	—	20/box	2300 mm	Blue			
FB-220U.A			with needle						
FB-230U.A		Standard-oval	—						
FB-240U.A			with needle						
FB-214U	3.2 mm	Alligator jaw-step	—				20/box	2300 mm	Blue
FB-224U			with needle						
FB-234U		Standard-oval	—						
FB-244U			with needle						
FB-212U*	3.7 mm	Alligator jaw-step	—	5/box	2300 mm	Blue			
FB-222U*			with needle						
FB-232U*		Standard-oval	—						
FB-242U*			with needle						

*In some areas, these items are not available.

For Pulmonary

Model	Minimum Channel Size		Feature	Quantity	Working Length	Sheath Color
FB-211D.A*	2.0 mm	Alligator jaw-step	—	20/box	1150 mm	Green
FB-221D.A*			with needle			
FB-231D.A*		Standard-oval	—			
FB-241D.A*			with needle			

*In some areas, these items are not available.



Specifications, design and accessories are subject to change without any notice or obligation on the part of the manufacturer.

OLYMPUS[®]

OLYMPUS MEDICAL SYSTEMS CORP.
Shinjuku Monolith, 2-3-1 Nishi-Shinjuku, Shinjuku-ku, Tokyo 163-0914, Japan

For a complete listing of
sales and distribution locations visit:
www.olympus.com