

OLYMPUS[®]

Your Vision, Our Future

OLYMPUS
EndoTherapy
BEYOND THE SCOPE

Single Use Cannula V

StarTip
cannula

Single Use Cannula V

X-Press
cannula



The Innovative V-System Exchange Capability Makes Olympus' ERCP Cannulae Even More Efficient



The Innovative V-System Design Lets You Proceed with Confidence and Efficiency

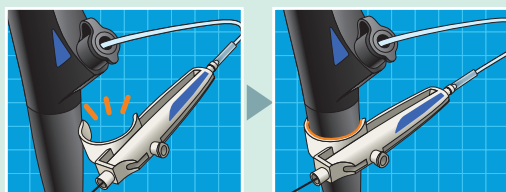
The V-System is a complete system that integrates Olympus endoscopes and EndoTherapy devices. The revolutionary V-System design offers the option of guidewire manipulation by the physician or the assistant, allows easier exchange of catheters, and enhances cannulation capability.



C-Hook

Now endoscopists have the option to manipulate guidewires and devices.

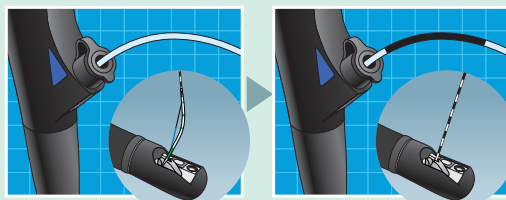
The convenient C-Hook allows the device handle to be attached to the endoscope's control section, putting it within easy reach of the endoscopist. With the device handle right at hand, the endoscopist can maneuver the guidewire, inject contrast media, and manipulate the handle — all while keeping a grip on the scope control section.



V-Marking

Indicates when to raise and lower the V-Groove forceps elevator.

The exclusive V-Marking is located on the proximal side of the sheath. When this marking reaches the channel port on the scope's control section, it indicates that the device tip has reached the distal end of the scope and the V-Groove forceps elevator may be lowered. When withdrawing the device from the scope, the same marking indicates when to raise the elevator to lock the guidewire.



Excellent visibility under fluoroscopy

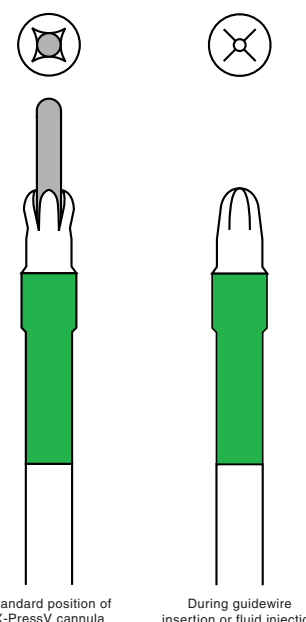
The platinum marking at the distal end ensures that the tip is clearly visible under fluoroscopy.

Wide selection of cannulae

A full line-up of 8 models of different tip designs and diameters is available to meet every clinical requirement.

Smooth cannulation of even minor or constricted papilla

The X-PressV's cross-cut round tip is not only ideally suited for smooth cannulation of the papilla of Vater, but is also equally effective for cannulation of the minor or constricted papilla.



Short taper (PR-V414Q)



Standard (PR-V416Q)



Short taper (PR-V418Q)



Long taper (PR-V420Q)



Taper (PR-V434Q)



Taper (PR-V435Q)



Slit (PR-V427Q)

Expanded guidewire compatibility

Compatible with guidewires of various sizes.

Comprehensive distal marking system

Cannulation depth is indicated by markings at 3mm intervals at the distal end.

Single-use design for convenience and reliability

All the cannulae in this line are designed for single use only.



Ball Tip (PR-V223Q)

Specifications

Model	Shape of the distal end	Distal tip diameter	Portion Diameter	Working length	Compatible guidewire
PR-V414Q	Short taper	4.5Fr	2.1mm	1950mm	0.89mm(0.035inch)
PR-V416Q	Standard	4.0Fr			0.89mm(0.035inch)
PR-V418Q	Short taper	3.5Fr			0.64mm(0.025inch)
PR-V420Q	Long taper	3.5Fr			0.64mm(0.025inch)
PR-V427Q	Slit	2.5Fr			0.89mm(0.035inch)
PR-V434Q	Taper	4.0Fr			0.89mm(0.035inch)
PR-V435Q	Taper	3.5Fr			0.64mm(0.025inch)
PR-V223Q	Ball Tip	6.0Fr	2.0mm		0.89mm(0.035inch)

Specifications, design and accessories are subject to change without any notice or obligation on the part of the manufacturer.

OLYMPUS[®]

OLYMPUS CORPORATION
Shinjuku Monolith, 3-1 Nishi-Shinjuku 2-chome, Shinjuku-ku, Tokyo 163-0914, Japan
OLYMPUS EUROPA GMBH
Postfach 10 49 08, 20034 Hamburg / Wendenstrasse 14-18, 20097 Hamburg, Germany
OLYMPUS AMERICA INC.
2 Corporate Center Drive, Melville, N.Y. 11747-3157, U.S.A.
OLYMPUS LATIN AMERICA, INC.
6100 Blue Lagoon Drive, Suite 390 Miami, Florida 33126-2087, U.S.A
KEYMED LTD.
Keymed House, Stock Road, Southend-on-Sea, Essex SS2 5QH, England

OLYMPUS SINGAPORE PTE LTD.
491B River Valley Road #12-01/04, Valley Point Office Tower, Singapore 248373
OLYMPUS HONG KONG AND CHINA LIMITED
Room 1520-1527, Ocean Centre, 5 Canton Road, Tsimshatsui, Kowloon, Hong Kong
OLYMPUS BEIJING REPRESENTATIVE OFFICE
Room 1401, East Tower, Gong Yuan No6 Royal Palace, No6 Gong YuanXitie, JianGuoMenNei, DongCheng District, Beijing, 100005, China
OLYMPUS MOSCOW LIMITED LIABILITY COMPANY
117071, Moscow, Malaya Kaluzhskaya 19, bld. 1, fl.2, Russia
OLYMPUS AUSTRALIA PTY LTD.
31 Gilby Road, Mount Waverley, VIC., 3149, Australia

www.olympus.com

Printed in Japan F1086SB-3-0804